

SCAVENGER HUNT PACK

HALLOWEEN




Scavenger Hunt

INSTRUCTIONS FOR GROWN UPS

1. Download and print this pack
2. Cut out the scavenger cards and stick each one to a lolly stick or cocktail stick – hide them around the house or garden (perhaps each with a treat).
3. Fill-in the clue sheets so your little scavengers have some handy hints of where to look. Pin it on the fridge or somewhere for the kids to refer to.
4. Each player gets a sheet to colour in as they find each hidden character.
5. Get scavenging!


INSTRUCTIONS FOR KIDS

1. Collect your Halloween scavenger's sheet
2. Read each clue on the clue sheet to help you find all of the hidden creepy characters
3. Colour in each character on your sheet as you find them.
4. Get scavenging!



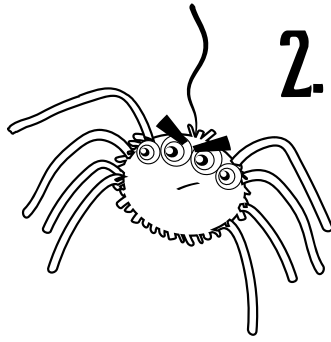
CLUE SHEET

Hints for where you might find each character



1.

.....
.....
.....
.....



2.

.....
.....
.....
.....




3.

.....
.....
.....
.....



4.

.....
.....
.....
.....
.....



5.

.....
.....
.....
.....
.....


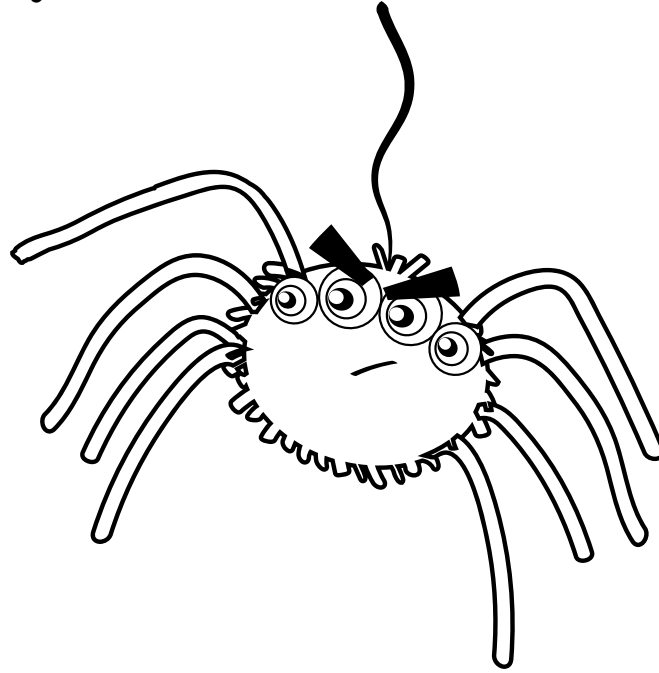



6.

.....
.....
.....
.....
.....

FIND ALL OF THE HIDDEN HALLOWEEN CHARACTERS

Colour in each character as you find them.





SCAVENGER CARDS

Cut-out and hide for your little scavengers to find.